

Journal Article

A Simple Approach to Dynamic Optimisation of Flexible Optical Networks with Practical Application

Grout, V

This article is published by MDPI. The definitive version of this article is available at:

<http://www.mdpi.com/1999-5903/9/2/18/htm>

Recommended citation:

Grout, V (2017), 'A Simple Approach to Dynamic Optimisation of Flexible Optical Networks with Practical Application', *Future Internet*, 9 (2), 18. doi: 10.3390/fi9020018

Article

A Simple Approach to Dynamic Optimisation of Flexible Optical Networks with Practical Application

Vic Grout

Applied Research in Computing Laboratory (ARCLab), Wrexham Glyndŵr University, Wrexham, Wales, LL11 2AW, UK; v.grout@glyndwr.ac.uk

Academic Editor: Dino Giuli

Received: 20 April 2017; Accepted: 17 May 2017; Published: date

Abstract: This paper provides an initial introduction to, and definition of, the ‘Dynamically Powered Relays for a Flexible Optical Network’ (DPR-FON) problem for opto-electro-optical (OEO) regenerators used in optical networks. In such networks, optical transmission parameters can be varied dynamically as traffic patterns change. This will provide different bandwidths, but also change the regeneration limits as a result. To support this flexibility, OEOs (‘relays’) may be switched on and off as required, thus saving power. DPR-FON is shown to be NP-complete; consequently, solving such a dynamic problem in real-time requires a fast heuristic capable of delivering an acceptable approximation to the optimal configuration with low complexity. In this paper, just such an algorithm is developed, implemented, and evaluated against more computationally-demanding alternatives for two known cases. A number of real-world extensions are considered as the paper develops, combining to produce the ‘Generalised Dynamically Powered Relays for a Flexible Optical Network’ (GDPR-FON) problem. This, too, is analysed and an associated fast heuristic proposed, along with an exploration of the further research that is required.

Keywords: flexible optical networks; FONs; opto-electro-optical regenerators; OEOs; optimisation problems; NP-complete; dynamic relay optimisation; DPR-FON; algorithmic complexity; heuristics; GDPR-FON

1. Introduction and Background

Optimising the location of *opto-electro-optical (OEO) regenerators* (hereafter referred to as *relays*) in *optical networks (ONs)* has, for much of the history of ONs, been considered a *static* problem [1]. Such devices have, until recently, been expensive to both install and operate. In consequence, optimisation of relay placement has been performed offline, with complex algorithms, leading to solutions to be implemented as part of a fixed, long-term network structure [2]. Recent years, however, have seen two significant developments in the field:

The introduction of *flexible optical network (FON)* technology has led to ONs having the ability to vary transmission parameters to support changing traffic requirements. By modulating across larger bandwidths, FONs can achieve higher bitrates at the expense of shorter transmission distances (whereas, conversely, greater transmission distances can be achieved for lower bitrates) [3].

The production and installation of OEOs (relays) has fallen sharply due to both improved manufacturing processes and refinements to carrier/switching technologies, although running costs, in terms of power consumption, are still high [4]. Consequently, installing relays in multiple locations but using (powering) them selectively (as, and when, required) may lead to greater efficiencies.

Describing the engineering principles behind these advances is beyond the scope of this work [5]. However, in essence, the new technology (1) makes the optimisation of relay management a *dynamic* problem [6] whilst the emphasis on running costs (2) redefines its *objective* [7]. As a result, optimising ‘placement’ of relays becomes an optimisation of relay ‘use’. Higher traffic will mean

larger bandwidths, shorter transmission limits and, thus, the need for more frequent regeneration and greater numbers of relays.

The next section considers comparable optimisation problems, which yield some insight into the task at hand. Section 3 gives the initial formulation and complexity discussion. Useful related approaches are considered in Section 4, and these lead to the proposed algorithm in Section 5, which also provides the proof of NP-completeness. Section 6 tests the algorithm with two known library networks. In Section 7, the problem, and its solution, are generalised and the complexity considered once more. Section 8 suggests future work for other researchers. The paper's overall structure, switching as it does between definition and solution, may appear odd, but this approach is considerably shorter than dealing with each thread independently in turn. For the same reason, the notation is also slightly informal in places.

2. Related Problems

Some aspects of the efficient management [8] and optimisation [9] of FONs have been recently documented as the technology and its benefits have become more widely known. However, until now, the approach has been to define a multi-objective problem, involving several aspects of traffic management, in turn requiring expensive optimisation [10]. In [3], for example, a complex off-line linear programming formulation is given, which requires considerable computing power to solve. We propose two significant variations to this general approach in this paper:

1. We do not consider complex traffic management, such as dimensioning [11], routing [12], or shaping [13], in our formulation, focusing solely on *relay use*.
2. Instead, we require a dynamic, computationally-inexpensive solution to the problem, which can be implemented in real-time in response to changing traffic patterns.

Although (1) simplifies the problem, (2) significantly increases the challenge.

For completeness, relevant optimisation problems and solutions from other fields (in networking and graph theory) include the Minimum Dominating Set (MDS) [14] and the Minimum Connected Dominating Set (MCDS) [15], Minimum Spanning Tree (MST) [16], Maximum Leaf Spanning Tree (MLSP) [17], and Shortest Path (SPP) [18] problems. We draw on components of all of these in this paper, described, where appropriate, in what follows.

3. Formulation of the Problem

In this paper, we use a simple model of the problem, with possible extensions considered in Section 7. Some of these extensions are, in fact, straightforward, but are omitted initially to minimise the requirements of the initial notation. Additionally, in what follows, we use a number of standard logical, set-theoretic, and optimisation-based concepts and abbreviations, namely: there are n nodes in the ON/FON, numbered $1, 2, \dots, n-1, n$; the logical operators 'AND' and 'OR' are represented by ' \wedge ' and ' \vee ' respectively; 'Such that' is abbreviated to '*s.t.*' and 'TRUE' and 'FALSE' to ' T ' and ' F '; $|S|$ represents the size ('cardinality') of the set S ; and, finally, the universal and existential operators ' \forall ' and ' \exists ' ('for all' and 'there exists') refer explicitly to the set of nodes $1, 2, \dots, n-1, n$ (hereafter omitted).

For a given node set and link configuration (Figure 1), define the *relay vector*, \underline{r} , as: $\underline{r} = (r_k)$ where $\forall k, r_k = T$ if the relay at node k is switched on (powered); $r_k = F$ otherwise. \underline{r} defines relay use for a given configuration. Initially, we suppose that relays are placed at all nodes but are only activated when required (see [Ext1](#) in Section 7). Let m be the maximum number of hops for which an optical signal can be transmitted without the need for regeneration by an OEO (relay). A hop is a single link between adjacent nodes (see [Ext2](#) in Section 7). The critical feature of a FON is that changing transmission parameters, to dynamically increase or decrease bandwidth, will cause m to vary (m will decrease with higher bitrates and increase with lower bitrates). Initially, we take m to be a single (but not static) parameter across the FON (see [Ext3](#) in Section 7). As m varies, different requirements will be placed (dynamically) on relay placement, \underline{r} . In the FON fragment in Figure 2 (a), for example,

values for m of 1, 2, and 3 cannot be sustained, whereas an m value of 4 can. In Figure 2 (b), now with $r_k = T$, values of $m = 4$, $m = 3$, and $m = 2$ can all be sustained, and only $m = 1$ cannot.

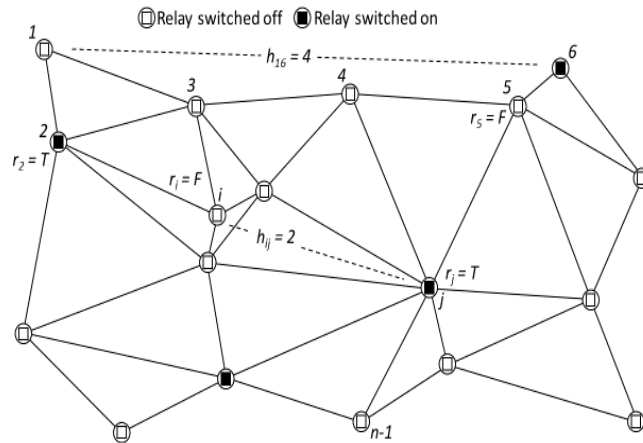


Figure 1. A flexible optical network (FON) with OEOs (relays) at all locations.

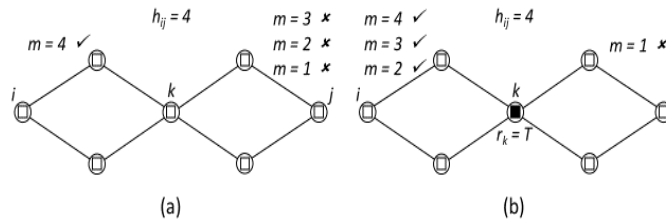


Figure 2. Hops and transmission limits.

The cost of a solution, \mathcal{L} , is then the number of relays switched on in any given configuration. $C(\mathcal{L}) = |\{k: r_k = T\}|$ (the cardinality of the set of powered relays).

The optimisation problem ‘Dynamically Powered Relays for a Flexible Optical Network’ (DRP-FON) is, thus, defined as:

$$\begin{aligned} \text{DRP-FON:} \quad & \text{Minimise } C(\mathcal{L}) && \text{[objective function]} \\ & \text{s.t. } m && \text{[constraint]} \end{aligned}$$

Theorem. *DRP-FON is NP-Complete.*

Proof. (informal) Intuitively, by direct reduction to the ‘Minimum Dominating Set’ (MDS) [19] (note, not MCDS [20], since the relays do not, themselves, have to form a connected core) and demonstration of polynomial certification (the full version follows). □

4. Related Algorithms

Rapidly-varying transmission parameters, leading to changing values of m , will require frequent (re-)optimisation of DRP-FON, and re-minimisation of $C(\mathcal{L})$. Conventional linear and integer programming [21], ‘branch-and-cut’ [20], ‘branch-and-price-and-cut’ [22] methods, metaheuristics [14], or exhaustive search approaches [23] will be inappropriate. Not only is speed of the essence, but optimisation may also have to be performed on network devices with limited processing power. Instead, we base our approach on approximation algorithms for related problems in Section 2 [13] and, in particular, the ‘ADD’ algorithm [16] for optimisation of relay placement in wireless networks (without the connected core network requirement).

5. A Fast Heuristic Solution

Assuming the need for a FON configuration supporting a given value of m , a fast heuristic for DRP-FON is constructed as follows:

Define the *hop matrix*, H , as $H = (h_{ij})$ where $\forall ij, h_{ij} = |\{a: \text{link } a \text{ is in the shortest path between } i \text{ and } j\}|$ (the length of the shortest path, in hops, between nodes i and j) ($h_{16} = 4$ in Figure 1, for example). The first subroutine, using Dijkstra's Shortest Path Algorithm [18] (or similar) [24], is then:

AlgH (Calculate the hop matrix):

$\forall ij$, run DSPA to calculate $H = (h_{ij})$

(Note that DSPA only runs *once* to calculate each row of the matrix, H , *not* individually for each element, h_{ij} .)

The second subroutine calculates the *viability matrix*, $V = (v_{ij})$, defined by the existence of a path between each node pair satisfying m . For each ij pair, $v_{ij} = T$ if the hop count between i and j is, at most, m , or a sequence of relays can be found between i and j with the hop count of each step between, at most, m relays.

AlgV (Calculate the viability matrix):

$\forall ij$, set $v_{ij} = T$ if $(h_{ij} \leq m) \vee (\exists k \dots l, \dots \text{ s.t. } (r_k \wedge \dots \wedge r_l = T) \wedge (h_{ik} \leq m \wedge \dots \wedge h_{lj} \leq m))$;
 $v_{ij} = F$ otherwise

With this definition, we may now revisit the NP-completeness theorem:

Theorem. DRP-FON is NP-Complete.

Proof. DRP-FON is NP-hard since, for $m = 1$, it reduces to the 'Minimum Dominating Set' (MDS) [15].

A certificate for DRP-FON can be verified in polynomial time by the following algorithm:

run AlgH

run AlgV

if $v_{ij} = T \forall ij$ then

certificate valid

else

certificate invalid

Since DRP-FON is NP-hard and has polynomial time certificate verifiability, it is NP-complete. \square

Returning to the solution, the complete algorithm starts by initialising all relays to be switched off (unpowered), then uses a greedy (limited local search) heuristic to switch relays on (power), one at a time. The relay to be newly powered is that which has a viable path (i.e., with or without intermediate relays), of a length no greater than m , to the largest number of other nodes, *not* currently acting as relays—thus, maximising the number of *new* nodes that are 'reached/spanned' by the extra relay. The algorithm terminates when the overall solution becomes viable, i.e., when paths between all node pairs (with or without intermediate relays) are viable. This includes the special case that the initial solution is viable without any relays.

AlgR (Optimise the relay array): // DRP-FON-heuristic

set $r_k = F \forall k$ // All relays switched off

run AlgH // Calculate hop lengths

run AlgV // Calculate viable paths

while $\exists ij \text{ s.t. } v_{ij} = F$ do // if more relays needed

{ find $k \text{ s.t. } |\{i: (v_{ik} = T) \wedge (r_i = F)\}|$ // Find relay that

```

≥ |{ i: (vij = T) ∧ (ri = F)}| ∇ j // ... reaches most nodes
set rk = T // Power this new relay
run AlgV } // Recalculate viable paths

```

Note, once more, that the relays need not form a connected network. The DRP-FON heuristic, AlgR, can be considered an extension of the greedy ‘ADD’ algorithm in [16] with the maximal metric for relay selection extended to include those nodes within a ‘radius’ of *m* from each candidate location.

6. Testing and Evaluation

AlgR has polynomial complexity. In the initialisation part, switching off all relays has complexity $O(n)$. DSPA (AlgH) is bounded by $O(n^3)$ [18] and can generally be implemented as $O(n^2)$ [24]. Similarly, AlgV is $O(n^3)$, at worst, but $O(n^2)$ in practice. Anyway, this part is only executed once. The more significant non-deterministic *while* loop, in fact, iterates at most *n* times (a maximum of *n* nodes/relays to potentially switch on). Within it is a maximisation search of $O(n^2)$, giving an overall complexity of $O(n^3)$.

To evaluate AlgR, we use two standard test examples [25] and compare with a ‘brute force’ approach [23]. Figures 3 and 4 shows the standard ‘US NSF’ and ‘COST-266 European’ optical networks with distances ignored (since we initially only consider node adjacency). For COST-266, there are 2^{28} possible relay ‘on/off’ combinations, which is manageable for a simple exhaustive search algorithm with some patience. Table 1 compares AlgR with the known optimum generated by brute force. Each solution has been coded in C# running on a standard desktop PC. AlgR ran within a tenth of a second in each case; the exhaustive search, considerably longer.

Table 1 shows the amount (number of powered relays) by which AlgR performs *worse* than the ‘perfect’ exhaustive search algorithm for different *m* constraints (not all values of *m* are meaningful: when *m* reaches the length of the longest path between any nodes, for example, *no* relays are needed) It might be reasonable to expect the performance of the AlgR heuristic to improve with larger values of *m* as smaller numbers of relays suffice, but this pattern does not emerge clearly in these two test instances.

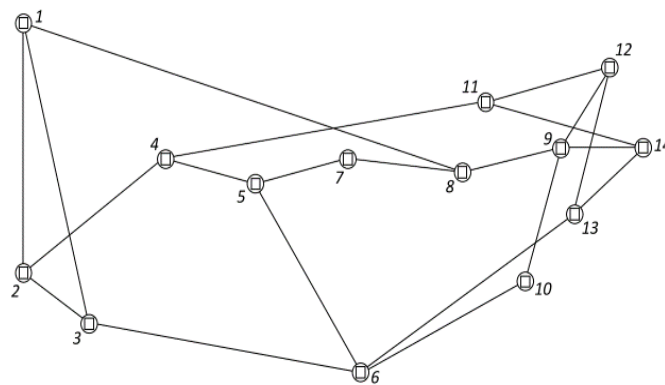


Figure 3. The US NSF network (topologically, not geographically, accurate).

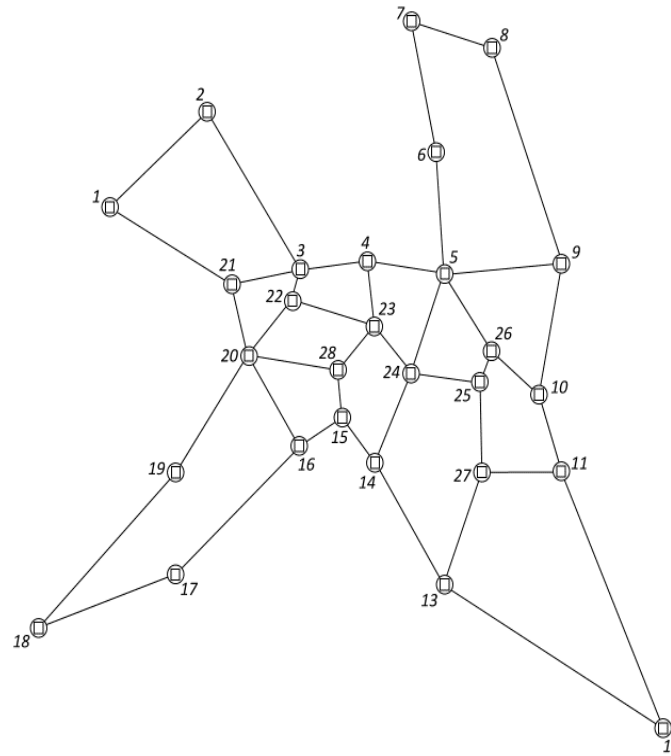


Figure 4. The COST-266 European network (topologically, not geographically, accurate).

Table 1. Comparing AlgR with known optima.

m	US NSF ^a	COST-266 ^a
1	1	2
2	1	1
3	1	2
4	0	1
5	1	0
6	-	1
7	-	0
8	-	-

^a Extra relays in AlgR solution above optimum. – Trivial solution.

For these small examples, individual analysis may be specious; however, Table 1 represents a mean increase of 14% in $C(\mathcal{I})$ above the known optima over all sensible values of m in both cases. This is comparable with (in fact, somewhat better than) similar examples in which a crude/fast (polynomial) heuristic replaces a complex/slow metaheuristic [26] or (exponential) exhaustive search [13]. However, additional testing is still clearly needed.

7. Extensions and Generalisations

DRP-FON has been defined, in this paper, for simplicity of the initial analysis, solution, and testing. There are a number of respects in which it may be too simple for widespread application. In particular, the following real-world extensions may be considered:

Ext1: Relays are only permitted at certain nodes: This is a likely extension to the basic model, reflecting restrictions on equipment installation at some locations or resulting from network management strategies, such as only installing regenerators at some (half, say) of all locations. It is

easily dealt with by a simple restriction on the \underline{r} array or, if necessary, a separate \underline{p} ‘permitted’ array. The adaptation of AlgV and AlgR is then trivial.

Ext2: Use physical distances instead of hop counts: If regeneration limits are to be measured by cumulative distance, rather than merely hop count, then reachability becomes an issue of both fixed physical edge weight, $W = (w_{ij})$ (the Euclidean distance between i and j , for example), and the dynamically-changing limit, m , as transmission parameters vary. As a result, the viability matrix, V , is calculated by natural extension to AlgH and AlgV, and AlgR remains essentially unaltered.

Ext3: Allow different transmission limits for each node pair: The basic model assumes the same changes in transmission parameters and, hence, m , across the FON. However, if transmission parameters are allowed to vary locally (independently) then the single value of m will need to extend to a matrix of limits, M . Nevertheless, individual values, v_{ij} , of the viability matrix, V , can be calculated, without difficulty, using the appropriate element, m_{ij} : AlgV and AlgR otherwise work as before.

Taking these three classes of extension together gives a new optimisation problem to be considered. Firstly, we define the *permitted/present vector*, \underline{p} , as $\underline{p} = (p_k)$ where $\forall k, p_k = T$ if a relay is allowed/installed at node k ; $p_k = F$ otherwise. \underline{p} is a physical network constraint for any node set. Then, as before, for any given solution, the *relay vector*, \underline{r} , is defined as: $\underline{r} = (r_k)$ where $\forall k, r_k = T$ if the relay at node k is switched on (powered); $r_k = F$ otherwise.

Next, we include the physical distance (or any appropriate metric) by introducing the weight matrix, $W = (w_{ij})$, where w_{ij} represents the ‘weight’ of the link between i and j (if present). In the simplest case, w_{ij} represents the Euclidean distance between the two nodes (Figure 5). However, other uses are possible to discourage the use of inappropriate paths, etc. [12].

Finally, we extend our transmission limit concept to allow local variation across the FON. On this basis, we define the maximum hop matrix, $M = (m_{ij})$, where m_{ij} is the maximum number of hops for which an optical signal can be transmitted, between nodes i and j , without the need for regeneration by a relay.

As before, the *cost* of a solution, \underline{r} , is then the *number of relays switched on* (the cardinality of the set of powered relays) in any given configuration (now defined by both M and W). $C(\underline{r}) = |\{k: r_k = T\}|$.

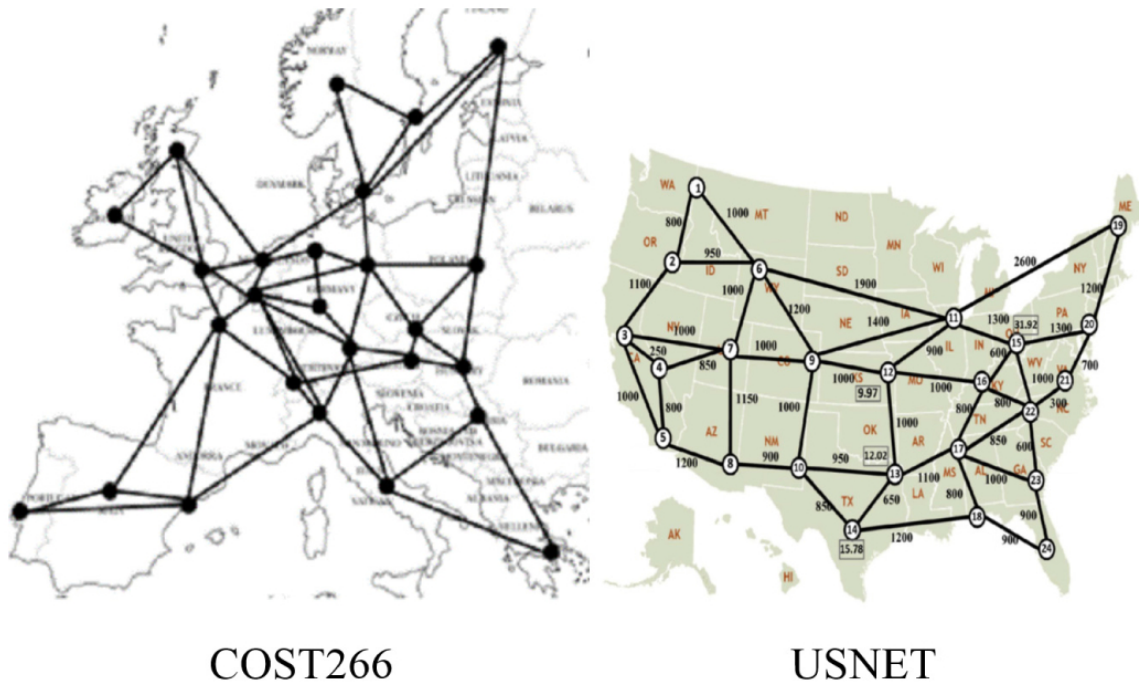


Figure 5. Euclidean (geographically accurate) COST-266 European and US NSF networks [7]. Note the additional links since the publication of the library: adapted from [25].

The new optimisation problem ‘Generalised Dynamically Powered Relays for a Flexible Optical Network’ (GDRP-FON) is, thus, defined as:

$$\begin{array}{ll} \text{GDRP-FON:} & \text{Minimise } C(\mathbf{r}) \text{ [objective function]} \\ \text{s.t. } & M, W \quad \text{[constraint]} \end{array}$$

Theorem. GDRP-FON is NP-complete.

Proof. (informal) Intuitively, by direct reduction to DPR-FON and the demonstration of polynomial certification (the full version follows). \square

We now proceed to build a revised fast heuristic for GDRP-FON as follows:

Once again, define the *hop matrix*, H , as $H = (h_{ij})$ where $\forall ij, h_{ij} = |\{a: \text{link } a \text{ is in the shortest path between } i \text{ and } j\}|$. However, now for the extended GDRP-FON problem, these hop counts have to take into account link weights, $W = (w_{ij})$. Consequently, the first extended subroutine, AlgGH, again using *Dijkstra’s Shortest Path Algorithm* becomes:

AlgGH (Calculate hop matrix):

$\forall ij$, run DSPA to calculate $H = (h_{ij})$ using the weightings, $W = (w_{ij})$ as SPA edge costs (W : input; H : output) (note that DSPA still only runs *once* to calculate each row of the matrix, H , *not* individually for each element, h_{ij} . Additionally, although the w_{ij} values define actual weightings, the shortest path (the *result*), in each case, need only be recorded in hops, h_{ij}).

The second subroutine, AlgGV, calculates the *viability matrix*, $V = (v_{ij})$, which now has to be extended in two respects. In defining the existence of a path between each node pair ij , satisfying m_{ij} (now a local value), it must also take into account whether a relay is *present* or *permitted* at each node k . For each ij node pair, then, $v_{ij} = T$ if the hop count between i and j is at most m_{ij} or a sequence of *permitted* relays can be found between i and j with the hop count of each step between relays k and l at most m_{kl} (the limit is applied independently for each relay pair).

AlgGV (calculate the viability matrix):

$$\begin{array}{l} \forall ij, \text{ set } v_{ij} = T \text{ if } (h_{ij} \leq m_{ij}) \\ \quad \vee (\exists k \dots l, \dots \text{ s.t. } (p_k \wedge \dots \wedge p_l \\ \quad \quad \quad \wedge r_k \wedge \dots \wedge r_l = T) \\ \quad \quad \quad \wedge (h_{ik} \leq m_{ik} \wedge \dots \wedge h_{lj} \leq m_{lj})); \\ v_{ij} = F \text{ otherwise} \end{array}$$

This now allows us to reconsider the NP-completeness proof:

Theorem. GDRP-FON is NP-complete.

Proof. GDRP-FON is NP-hard since, for $p_k = T \quad \forall k, d_{ij} = h_{ij} \quad \forall ij$ and $w_{ij} = m_{ij} = \text{constant} \quad \forall ij$, DPR-FON reduces to it.

As before, a certificate for GDRP-FON can be verified in polynomial time by the following algorithm:

```

run AlgGH
run AlgGV
if  $v_{ij} = T \quad \forall ij$  then
  certificate valid
else
  certificate invalid

```

Since GDRP-FON is NP-Hard and has polynomial time certificate verifiability, it is NP-complete. \square

Again we return to the development of an equivalent fast heuristic for GDRP-FON, combining the newly-extended AlgGH and AlgGV subroutines. Once again, the complete algorithm starts by initialising all relays to be switched off, then uses a greedy heuristic to switch on *permitted* relays, one at a time. The relay to be newly-powered is that which (is permitted and) has viable paths to the largest number of other nodes, *not* currently acting as relays—thus maximising the number of *new* nodes that are ‘reached/spanned’ by the extra relay. Again, the algorithm terminates when the overall solution becomes viable, i.e., when paths between all node pairs (with or without intermediate relays) are viable.

```

AlgR (Optimise relay array): // GDRP-FON-heuristic
set  $r_k = F \ \forall k$  // All relays switched off
run AlgGH // Calculate hop lengths
run AlgGV // Calculate viable paths
while  $\exists ij$  s.t.  $v_{ij} = F$  do // if more relays needed
  { find  $k$  s.t.  $|\{i: (v_{ik} = T) \wedge (r_i = F)\}|$  // Find relay that
     $\geq |\{i: (v_{ij} = T) \wedge (r_i = F)\}| \ \forall j$  // ... reaches the most nodes
    set  $r_k = T$  // Power this new relay
    run AlgGV } // Recalculate viable paths

```

As before, the GDRP-FON heuristic, AlgGR, can be considered an extension of the greedy ‘ADD’ algorithm in [16]. Again, it deals with the special case of an initial configuration (and values of M and W) requiring *no* relays. Additionally, as before, AlgGR is polynomial by a similar argument.

At this stage of the research, however, the AlgGR fast heuristic remains untested. Although AlgGR itself runs quickly, the brute force approach to finding the optimal comparison becomes intractable for GDRP-FON. A reliable branch-and-price-and-cut [22] or metaheuristic [21] will have to be developed.

8. Conclusions and Future Work

This concludes an introduction to the field. Taking into account recent advances in optical network technology, this work has introduced the newly-relevant DRP-FON relay management problem in its basic form, defined it formally, and proved its NP-completeness. A simple, fast heuristic, AlgR, has been presented and shown, by comparison with more computationally-expensive optimisation techniques, to give valid and reasonable results. Both the problem and fast solving heuristic have then been extended to a generalized case (GDRP-FON), also NP-complete, taking into account three real-world extensions. Finally, a generalized fast heuristic, AlgGR, has been proposed (but not tested).

Future work should now expand the testing of AlgR and AlgGR with larger examples. Additionally, other researchers are invited to develop improved heuristics for the simple and generalised DRP-FON and GDRP-FON problems, always taking into account, however, the practical constraints of real-world implementation, namely:

- The algorithm may have to run, and frequently re-run, within the limited operating environment of production network equipment, implying that:
- The algorithm should be of polynomial complexity in both space and time (probably no worse than $O(n^3)$ steps and $O(n^2)$ memory).

A final consideration is that, in some practical implementations, the algorithm may have to run in distributed, rather than centralised, form: i.e., independently—but cooperatively [27]—on each network device. This is non-trivial.

Conflicts of Interest: “The author declares no conflict of interest. The founding sponsors had no role in the design of the study; in the collection, analyses, or interpretation of data; in the writing of the manuscript, and in the decision to publish the results”.

References

1. Yetginer, E.; Karasan, E. Regenerator Placement and Traffic Engineering with Restoration in GMPLS Networks. *Photonic Netw. Commun.* **2003**, *6*, 139–149.
2. Jinno, M.; Takara, H.; Kozicki, B.; Tsukishima, Y.; Sone, Y.; Matsuoka, S. Spectrum-Efficient and Scalable Elastic Optical Path Network: Architecture, benefits, and enabling technologies. *IEEE Commun. Mag.* **2009**, *47*, 66–73.
3. Yildiz, B.; Karasan, O.E. Regenerator Location Problem in Flexible Optical Networks. Available online: http://www.optimization-online.org/DB_HTML/2014/11/4659.html (accessed on 31 December 2015).
4. Yildiz, B.; Karasan, O.E. Regenerators as Hubs. *Trans. Res. Part B* **2014**, *94*, 1823–1830.
5. Essiambre, R.-J.; Kramer, G.; Winzer, P.J.; Foschini, G.J.; Goebel, B. Capacity Limits of Optical Fiber Networks. *J. Light. Technol.* **2010**, *28*, 662–701.
6. Sen, A.; Murthy, S.; Bandyopadhyay, S. On Sparse Placement of Regenerator Nodes in Translucent Optical Networks. In Proceedings of the 2008 IEEE Global Telecommunications Conference, New Orleans, LA, USA, 30 November–4 December 2008; pp. 1–6.
7. Le, H.-C.; Hasegawa, H.; Sato, K.-I. Performance Evaluation of Large-scale Multi-stage Hetero-granular Optical Cross-connects. *Opt. Express* **2014**, *22*, 3157–3168.
8. Jinno, M.; Kozicki, B.; Takara, H.; Watanabe, A.; Sone, Y.; Tanaka, T.; Hirano, A. Distance-Adaptive Spectrum Resource Allocation in Spectrum-Sliced Elastic Optical Path Network: Topics in optical communications. *IEEE Commun. Mag.* **2010**, *48*, 138–145.
9. Tomkos, I.; Palkopoulou, E.; Angelou, M. A Survey of Recent Developments in Flexible/Elastic Optical Networking. In Proceedings of the 2012 14th International Conference on Transparent Optical Networks, Coventry, UK, 2–5 July 2012; pp. 1–6.
10. Chen, S.; Ljubic, I.; Raghavan, S. The Regenerator Location Problem. *Networks* **2009**, *55*, 205–220.
11. Yang, X.; Ramamurthy, B. Sparse Regeneration in Translucent Wavelength-Routed Optical Networks: Architecture, network design and wavelength routing. *Photonic Netw. Commun.* **2005**, *10*, 39–53.
12. Houlden, N.; Grout, V.; McGinn, J.; Davies, J. Extended End-to-End Cost Metrics for Improved Dynamic Route Calculation. In Proceedings of the 6th International Network Conference, Plymouth, UK, 11–14 July 2006.
13. Grout, V.; Davies, J.N.; McGinn, J. An Argument for Simple Embedded ACL Optimisation. *Comput. Commun.* **2007**, *30*, 280–287.
14. Morgan, M. Optimisation Techniques for Wireless Networks. Ph.D. Thesis, Glyndŵr University, Wrexham UK., 2010.
15. Morgan, M.; Grout, V. Spanning Tree Objective Functions and Algorithms for Wireless Networks. In Proceedings of the 2006 IEEE Sarnoff Symposium, Princeton, NJ, USA, 27–28 March 2006; pp. 1–4.
16. Grout, V. Principles of Cost Minimisation in Wireless Networks. *J. Heuristics* **2005**, *11*, 115–133.
17. Lucena, A.; Maculan, N.; Simonetti, L. Reformulations and Solution Algorithms for the Maximum Leaf Spanning Tree Problem. *Comput. Manag. Sci.* **2010**, *7*, 289–311.
18. Dijkstra, E.W. A Note on Two Problems in Connexion with Graphs. *Numer. Math.* **1959**, *1*, 269–272.
19. Garey, M.R.; Johnson, D.S. *Computers and Intractability: A Guide to the Theory of NP-Completeness*; Freeman: San Francisco, CA, USA, 1979.
20. Gendron, B.; Lucena, A.; da Cunha, A.S.; Simonetti, L. *Benders Decomposition, Branch-and-Cut and Hybrid Algorithms for the Minimum Connected Dominating Set Problem*; Technical Report; Interuniversity Research Centre on Enterprise Networks, Logistics & Transportation: Montreal, Quebec, Canada, 2012.
21. Morgan, M.; Grout, V. Metaheuristics for Wireless Network Optimisation. In Proceedings of the 2007 Third Advanced International Conference on Telecommunications, Morne, Mauritius, 13–19 May 2007; pp. 1–4.
22. Barnhart, C.; Hane, C.A.; Vance, P.H. Using Branch-and-Price-and-Cut to Solve Origin-Destination Integer Multicommodity Flow Problems. *Oper. Res.* **2000**, *48*, 318–326.
23. Grout, V. Initial Results from a Study of Probability Curves for Shortest Arcs in Optimal ATSP Tours with Application to Heuristic Performance. In Proceedings of the 20th British Combinatorial Conference, Durham, UK, 10–15 July 2005; p. 93.
24. Wagner, D.; Willhalm, T. Speed-up Techniques for Shortest-Path Computations. In *Annual Symposium on Theoretical Aspects of Computer Science*; Springer: Berlin/Heidelberg, Germany, 2007; pp. 23–36.
25. Hulsermann, R.; Betker, A.; Jager, M.; Bodamer, S.; Barry, M.; Spath, J.; Gauger, C.; Kohn, M. A Set of Typical Transport Network Scenarios for Network Modelling. *ITG FACHBERICHT* **2004**, *182*, 65–72.

26. Morgan, M. An Ant Colony Approach to Regenerator Placement with Fault Tolerance in Optical Networks. In Proceedings of the 2015 7th International Workshop on Reliable Networks Design and Modeling, Munich, Germany, 5–7 October 2015; pp. 85–91.
27. Grout, V.; Houlden, N.; Davies, J.; McGinn, J.; Cunningham, S. *A Unified Framework for Optimal Routing*; in 'System Integration for an Integrated Europe' (Ehleman, J., Ed.); University of Liberec Technical Report, Czech Republic, 2004; pp. 1–11.



© 2017 by the authors. Submitted for possible open access publication under the terms and conditions of the Creative Commons Attribution (CC BY) license (<http://creativecommons.org/licenses/by/4.0/>).